

# BladeFlask EVO

100 | Scalpel Blade Removal System

The world's first  
single-handed  
scalpel blade  
remover has  
evolved.



[www.clicksmart.com](http://www.clicksmart.com)

 **CLICKSMART®**  
... and be safe



# An update of the world standard in single-handed scalpel blade removers.

Recent studies have shown that scalpel cuts are 6 times more likely to occur than needlestick injuries<sup>1</sup>. Regrettably, many users and clinical administrators have underestimated the likelihood of these injuries<sup>2</sup>. These cuts can happen to anyone, including you, no matter how experienced you are in handling scalpels, and can result in infections, blood-borne diseases and psychological distress. Even worse, serious injuries could require microsurgery to repair digital arteries, nerves and/or tendons.

The **Qlicksmart BladeFlask EVO** can accommodate even more types of scalpel handles and blades including large autopsy scalpels, thick and round handles, even hexagonal shaped versions - giving you greater freedom in using any scalpel you want. It is so simple to use with just one hand. Embrace safety with the new standard in scalpel blade removals.




Qlicksmart blade removers have safely removed over 70 million contaminated scalpel blades, preventing up to 150,000 injuries around the world.



It's simple to use with a quick "place, push, click, and pull" action. This easy-to-use solution also provides a lower cost alternative to safety scalpels or single-use disposable scalpels.



With little to no training required, Qlicksmart's single handed blade removers are proven to reliably reduce the risk of scalpel blade injuries.



## BladeFlask EVO

100 | Scalpel Blade Removal System



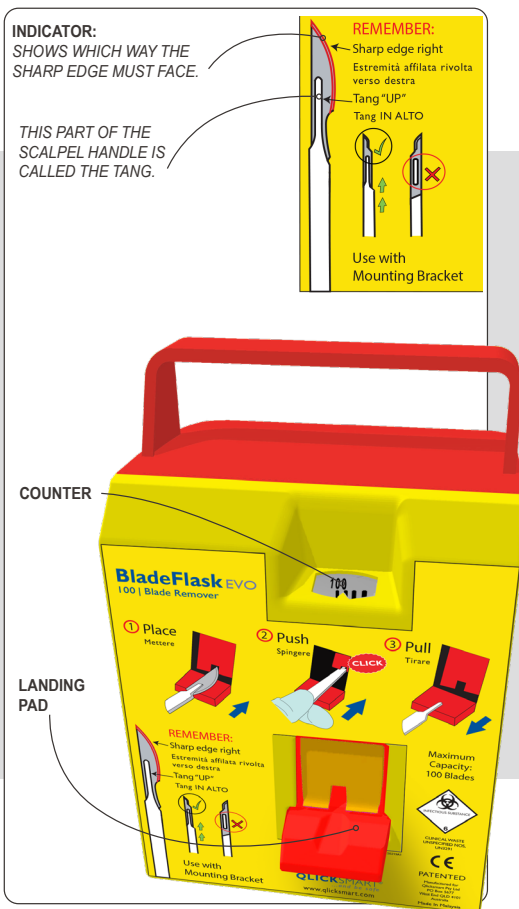


# Specifications

Colour Versions	Red - USA Yellow - International
Product Code	Red - QBVRGEN Yellow - QBVYGEN
GMDN Code	46235
Blade Capacity	100 Blades
Compatible Blades & Handles	All commercially available BP scalpel blades including (but not limited to) up to size PM 60A, PM60B, PM70. All commercially available scalpel handles including (but not limited to) PM6, PM8.
Size (per unit)	9cm x 13.4cm x 11.3cm
Weight (per unit)	250g
Accessories	Mounting Bracket - holds the BladeFlask EVO in place to allow single-handed blade removal.

Material	Body: Acrylonitrile Butadiene Styrene (ABS) Mechanism: ABS + Stainless Steel
Reusable	Multi-use: Each unit removes 100 scalpel blades before shut off
Disposal Method	Meets AS 4031:1992 standard (Non-reusable containers for the collection of sharp medical items used in health care areas). It is certified with UN Transport requirements for dangerous goods. The infectious substance logo on the front label and the correct sharps container color of the unit allow it to be disposed of as medical waste. Please follow your establishment's procedures for the disposal of sharps medical waste.
Regulatory Information	Australia - Class I USA - FDA Class I Europe - Class I medical device under Council Directive

## How to Use



### MOUNT TO WALL OR TROLLEY:

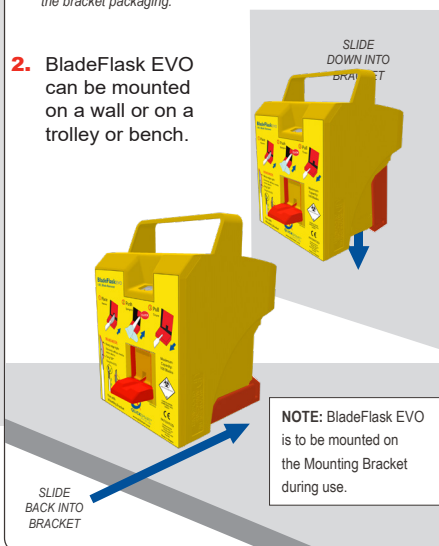
- If you haven't mounted your BladeFlask EVO before, prepare the universal mounting bracket\*.

**A** BRACKET HAS DOUBLE SIDED TAPE ON BOTTOM

**B** OR USE SCREWS.

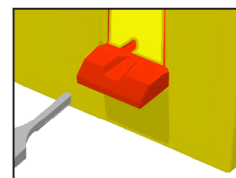

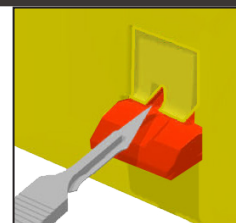
\* See fitting template and instructions inside the bracket packaging.

- BladeFlask EVO can be mounted on a wall or on a trolley or bench.



### REMOVE BLADE SINGLE-HANDED ACTION:

- Place** blade on the landing pad with the sharp edge facing to the right (or 'tang' up).
- Push** up the scalpel handle into BladeFlask EVO along the ramp until you hear a click.
- Remove** the handle.



**NOTE:** BladeFlask EVO is disposed of as medical waste after the counter automatically shuts off when it reaches full capacity.

I. A. Wong, H. Nguyen, R. Eley, M. Sinnott, "Purchase data: a proxy for safety status," *Journal of Hospital Infection*, Volume 105, Issue 4, 2020, Pages 657-658, ISSN 0195-6701, <https://doi.org/10.1016/j.jhin.2020.05.004>.

2. Kerr HL, Stewart N, Pace A, Elsayed S. (2009). "Sharps injury reporting amongst surgeons." *Ann R Coll Surg Engl*. 91(5):430-432.

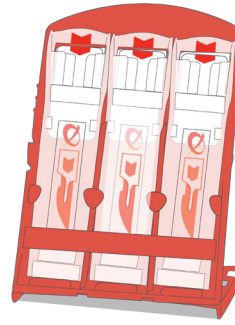


## Other Qlicksmart Products

BladeFLASK Scalpel  
Blade Remover




BladeCASSETTE Sterile  
Scalpel Blade Remover



SnapIT and SnapIT Lite Ampoule Openers



BladeNeedleSYSTEM Sterile 2-in-1  
Needle Counter + Blade Remover



CheckCLIP Medication Identification



## About Qlicksmart

Qlicksmart Pty Ltd is committed to making healthcare professional's lives easier and safer, so that they can focus on patient care. Established in 1999 by two Australian physicians to combat scalpel cuts in hospitals, our award-winning safety devices are now being used in over 50 countries worldwide. Qlicksmart works with innovators from the healthcare sector to deliver solutions which target the overlooked concerns of nurses, surgeons, and healthcare facilities. To learn more about Qlicksmart's safety devices, please visit [www.qlicksmart.com](http://www.qlicksmart.com) or ask your distributor for a demonstration today.

### Qlicksmart Pty Ltd.



Level 1, 148 Boundary Street  
West End, Brisbane  
QLD, Australia 4101



+61 7 3844 1182



[hello@qlicksmart.com](mailto:hello@qlicksmart.com)  
[www.qlicksmart.com](http://www.qlicksmart.com)



search "qlicksmart"  
and stay connected



Distributed by: