



QLICKSMART®

BladeCASSETTE

3in1 | Blade Remover



Work Safe Today,

Play Safe Tomorrow.

▲ The forgotten sharps injury

Scalpel injuries are 200 times more likely to occur than needlestick injuries. They are particularly common in surgical settings. Regrettably, many users and clinical administrators have underestimated the likelihood of these injuries.

Scalpel cuts can happen to anyone, including you, no matter how experienced you are in handling scalpels. These cuts can result in infections, blood-borne diseases and psychological distress. Other serious injuries could require microsurgery to repair digital arteries, nerves and tendons.


Many such scalpel injuries can be prevented using the Qlicksmart BladeCASSETTE, the world's pioneering single-handed blade remover.



▲ The award-winning blade remover



With a stable and compact construction, the BladeCASSETTE is an ideal size for the sterile field.



BladeCASSETTE can hold up to 3 used surgical blades, and allows for an accurate count and efficient disposal.



BladeCASSETTE is simple to use with a quick "push, click, and pull" action to remove and contain used scalpel blades.



This easy-to-use solution provides a low cost alternative to safety scalpels.



Used together with a hands-free passing technique, BladeCASSETTE can prevent up to 5 times more injuries than a safety scalpel.



BladeCASSETTE allows surgeons to maintain their preferences for the standard metal handles.



It has already been embraced by healthcare workers around the world for its unique dual function, cost-saving and ease of inclusion into custom procedure packs

**Workplace safety is the right of all healthcare workers, and the responsibility of all employers.
Use Qlicksmart's BladeCASSETTE and be safe.**

Specifications

Colour versions	Red - for USA and Central America Yellow - for all other countries	
Product code	QSSVCAS-3R- red version QSSVCAS-3Y- yellow version	
GMDN code	46236	
Blade capacity	3 blades - Each set of BladeCASSETTE contains 3 blade remover cartridges. One cartridge holds 1 blade.	
Compatible Blades & Handles*	Handles: #3, 3L, 4, 4L, 5, 7, 9, Baron, Lawton long handle, cylindrical handle Blades: #10, 10a, 11, 11P, 12, 14, 15, 15a, 15c, 16, 19, 20, 21, 22, 22a, 23, 24, 25, 25a, 27, 36, 6, 9, E11, Sabre D/15.	
Incompatible Blades & Handles	Beaver handle, Disposable handles	
Size (per unit)	Folded: Length 11cm Width 5.7cm Thickness 0.9cm	Standing: Length 7.3cm Width 5.7cm Height 10cm
Weight (per unit)	< 50g	

Accessories	N/A
Material	Polypropylene (PP)
Latex	No
DEHP	No
Sterile	Yes
Sterilisation method	Gamma radiation or ETO
Re-usable	No. Each unit removes up to 3 blades before disposal
Disposal method	After the blade count has been performed, the whole BladeCASSETTE set is disposed of as medical waste in a sharps container.
Regulatory approvals	Australia - Listed under TGA ARTG NO: 134623 USA - FDA listed Europe - Class I Sterile medical device under Council Directive 93/42/EEC and CE marked

* Most brands work with Qlicksmart BladeCASSETTE.

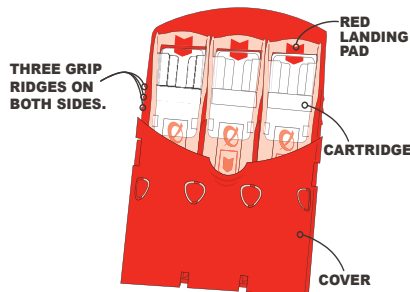
How to use BladeCASSETTE

BladeCASSETTE

3in1 | Blade Remover

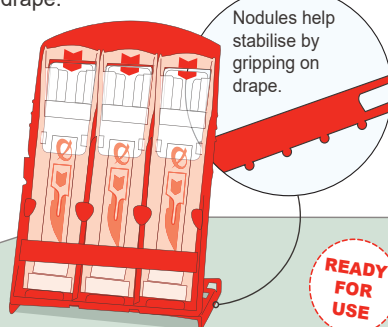
PREPARE USING TWO HANDS:

1. Squeeze the grip ridges on the side of the cassette to release the cover.



2. Fold the cover back and lock in place, until a "click" sound is heard.

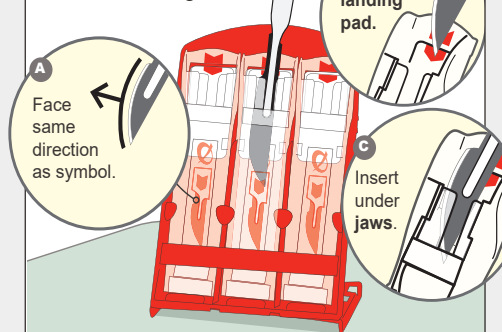
3. Place on drape.



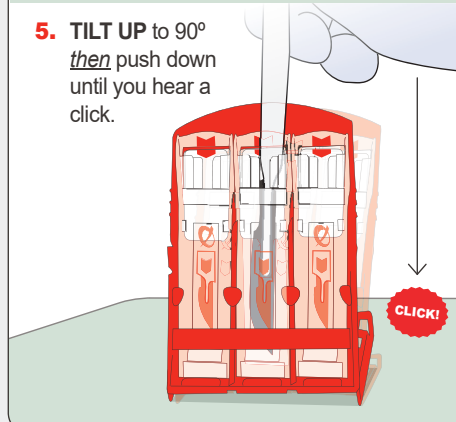
ACTIVATE SINGLE HANDED:

SINGLE HANDED ACTION

4. Using one hand, slide tip of scalpel into cartridge.

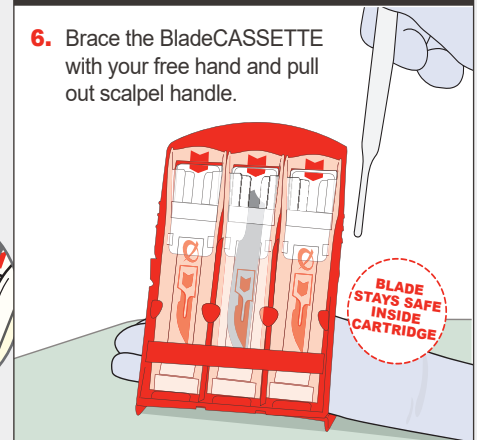


5. TILT UP to 90° then push down until you hear a click.



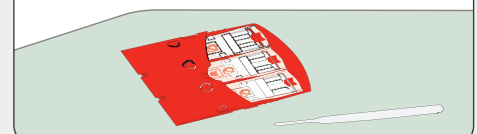
SAFE TO USE TWO HANDS:

6. Brace the BladeCASSETTE with your free hand and pull out scalpel handle.



7. If necessary, repeat the same procedure to fill the remaining cartridges.

8. Ready for counting and later disposal in sharps bin.



Qlicksmart Pty. Ltd.



Level 1, 148 Boundary Street,
West End, Brisbane,
QLD 4101, Australia



+61-7-3844-1182



+61-7-3844-1183



www.qlicksmart.com



hello@qlicksmart.com

Distributed by:

Stay Connected

