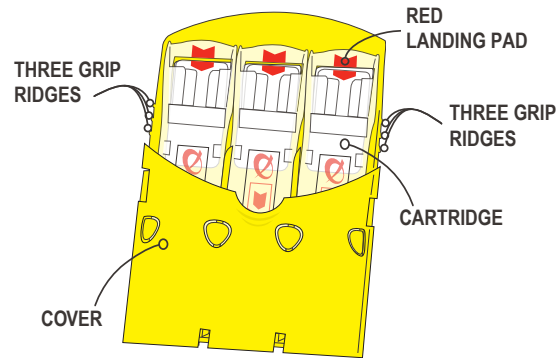
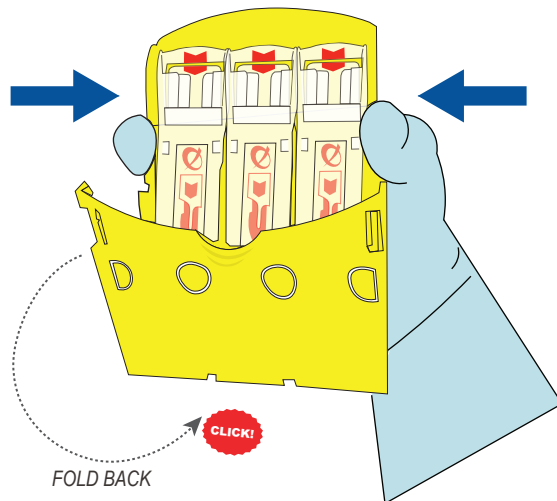


## How to Use

### PREPARE THE BladeCASSETTE:

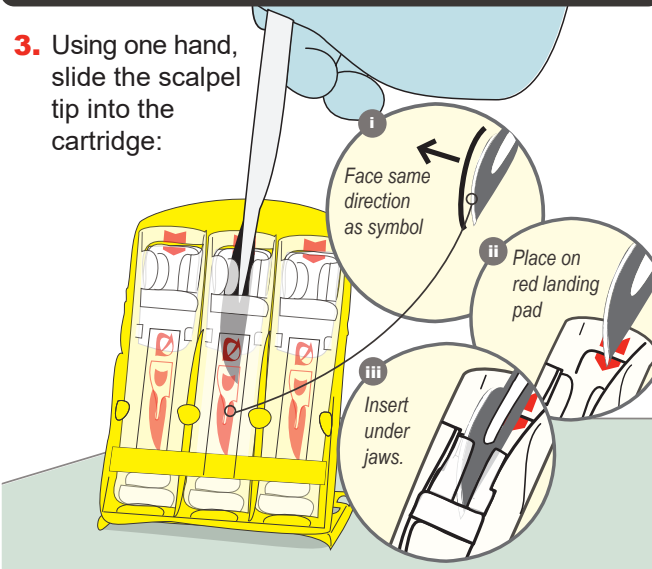


1. Squeeze the grip ridges on both sides of the BladeCASSETTE to release the cover.



2. Fold back the cover until you hear a click locking it in place, then stand the BladeCASSETTE upright on a drape.

### REMOVE BLADE SINGLE-HANDED ACTION:

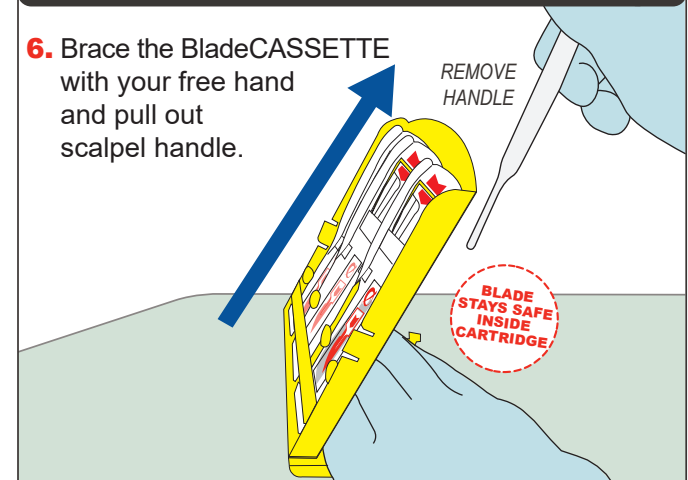


3. Using one hand, slide the scalpel tip into the cartridge:

4. Tilt BladeCASSETTE up to 90°, then push down on scalpel handle until you hear a click.

5. Tilt back to standing position on the drape.

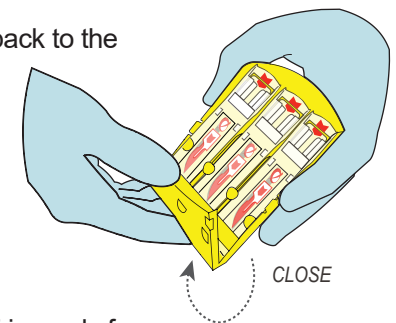
### SAFE TO USE TWO HANDS:



6. Brace the BladeCASSETTE with your free hand and pull out scalpel handle.

7. Repeat blade removal process as necessary to remove up to 3 scalpel blades

8. Close the cover, back to the starting position.



9. BladeCASSETTE is ready for disposal in sharps bin.